

Book

E

FOURTH  
EDITION

*Getty-Dubay*  
ITALIC HANDWRITING SERIES

**Book E**  
*Basic & Cursive Italic*

*Barbara Getty & Inga Dubai*

- *Natural to write*
- *Easy to teach*
- *Fun to learn*

*Getty-Dubay Productions*  
*Portland, Oregon USA*



# FAMILY 5: BASIC *a* SHAPE



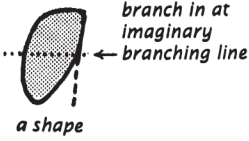
Trace and copy.

1 *a a a* *a*

branch in at imaginary branching line

2 *d d d* *d*

NOTE:



branch in at imaginary branching line

3 *g g g* *g*

4 *q q q* *q*

HINT:

flat head



soft angle (chin) curve

5 *and and* *and*

6 *aqua aqua* *aqua*

NOTE:

Close up the top of *a*, *d*, *g*, and *q* so that *a* doesn't look like *u*, *d* doesn't look like *cl*, and *g* & *q* don't look like *y*.

7 *a u d d g g q q* Circle your best *a*, *d*, *g*, and *q*.

# FAMILY 6: INVERTED BASIC *a* SHAPE (UPSIDE-DOWN BASIC *a* SHAPE)

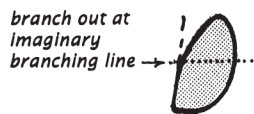


8 *b b b* *b*

imaginary branching line

9 *p p p* *p*

NOTE:



branch out at imaginary branching line

upside-down a shape

10 *bump bump* *bump*

11

Circle your best *b* and *p*.

HINTS:

Turn *d* upside down to see *p*



12

13

14

Turn *q* upside down to see *b*



15

16

a → ai  
diagonal  
swing up

ai ai ci di ei hi ki li mi ni  
Trace & copy. ai

Double i  
PHONOGRAM: -ain

ui zi ii skiing -ain brain  
ui

VOWEL SOUND:  
AI: long A

PHONOGRAM: -air

ai aid rain -air hair pair  
ai

✎ Circle your best join into i.

a → aj  
a → ap  
diagonal  
swing up

aj ap aj ap ej ep ip lp mp up  
aj

PHONOGRAMS:  
-ap, -amp, -ump.

-ap map -amp lamp -ump lump  
ap

✎ Circle your best join into p and j.

NOTE:  
Optional join (Join 2)  
into n, m, r, & x  
used here.



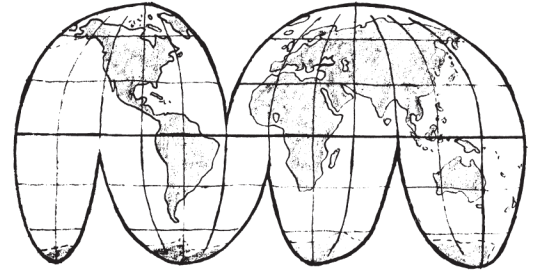
DNA - deoxyribonucleic acid  
D  
DNA is in all living things.  
D  
DNA contains the blueprint for life  
written in a genetic code: A (Adenine),  
C (Cytosine), G (Guanine), and  
T (Thymine).  
21  
22  
23

# REVIEW: JOIN 5

JOIN 5 joins are underlined.

The Earth is divided into seven continents: Africa, Antarctica, Asia, Australia, Europe, North America, and South America.

Blank handwriting lines for practice, numbered 5 through 8.



**NOTE:**

In this paragraph, the join from the baseline into n, m, r, and x is Join 2, shown on pages 19 and 24.

Biome: a large region characterized by a specific kind of climate and certain kinds of plant and animal communities.

Blank handwriting lines for practice, numbered 11 through 14.



LOOK at your writing.

**CHECKLIST**

- \_\_\_ letter shape
- \_\_\_ letter size
- \_\_\_ letter slope
- \_\_\_ letter spacing

The major biomes are: desert or semi-desert, mountain zones, polar ice, savanna, taiga (coniferous forest in cold, wet climates), temperate forest, temperate grassland, tropical forest, and tundra.



PLAN how to make the joins look more like the models.

Blank handwriting lines for practice, numbered 19 through 21.



PRACTICE on lined paper.

Blank handwriting lines for practice, numbered 22 through 24.



EGYPTIAN HIEROGLYPH PHOENICIAN LETTER GREEK LETTER ROMAN LETTER BASIC ITALIC CURSIVE ITALIC CAPITAL

2nd stroke: short exit serif

Q KNOT

Canada Philippines Ecuador Massachusetts

Quebec Quezon City Quito Quincy

other cities beginning with Q

2nd stroke: curve entrance serif  
3rd stroke: soft curve exit serif

R HEAD

Morocco Brazil New York Italy

Rabat Recife Rochester Rome

other cities beginning with R

no changes

S TOOTH

Japan Washington Egypt Australia

Sapporo Seattle Suez Sydney

other cities beginning with S

2nd stroke: curve entrance serif

T MARK/SIGN

Japan Ohio Canada Italy

Tokyo Toledo Toronto Turin

other cities beginning with T

- 1 LOOK
- 2 PLAN
- 3 PRACTICE

Circle some of your best capitals.

- CHECKLIST
- \_\_\_ letter shape
  - \_\_\_ letter size
  - \_\_\_ letter slope
  - \_\_\_ letter spacing

21 \_\_\_\_\_

22 \_\_\_\_\_

23 \_\_\_\_\_



Basic & Cursive Italic

E

4th Edition

# GETTY-DUBAY ITALIC HANDWRITING SERIES

“Inga Dubay and Barbara Getty deserve the thanks of every teacher and every parent . . . It’s a breakthrough at last!”

Betty Edwards, Ph.D.  
Author of *Drawing on the Right Side of The Brain*

“Italic makes sense. It brings beauty and simplicity to handwriting. It is a joy that my sons can communicate legibly thanks to italic.”

Kay Fujita  
Teacher and parent

“I am behind this handwriting 100%. Everyone can read it. It’s easy to teach, and the results are beautiful, often elegant handwriting, even in the 3rd grade!”

Val Hornburg  
Miriam Joseph Farrell Award for Distinguished Teaching




PHOTO BY TRYGVE STEEN

*This is a sample of basic italic.*  
*This is a sample of cursive italic.*

## Book E

This is the fifth workbook of a seven-part series. Reviews basic italic, numerals, and the cursive italic program. Writing practice includes science themes (e.g., kingdoms of life, minerals, biomes, galaxies). Explores history of the alphabet. Illustrated.

Italic is a modern handwriting system based on enduring letterforms that are highly suited to rapid and legible writing. Italic conforms to natural, rhythmic hand movements. Italic builds on previously learned concepts and the letter shapes remain the same from basic to cursive, eliminating the abrupt leap from “ball and stick” to looped cursive. Self-assessment is an integral part of the Getty-Dubay program.



PHOTO BY TRYGVE STEEN

Getty-Dubay Productions, Publisher  
Portland, Oregon USA  
[www.handwritingsuccess.com](http://www.handwritingsuccess.com)

Allport Editions, Distributor  
[www.allport.com](http://www.allport.com)  
[info@allport.com](mailto:info@allport.com)  
1.800.777.2844

PHOTO BY TRYGVE STEEN

USD \$11.75  
ISBN 978-0-9649215-8-0



*Natural to write · Easy to teach · Fun to learn*